Article 5.2 Standard Drawings for a Five Wide Type System

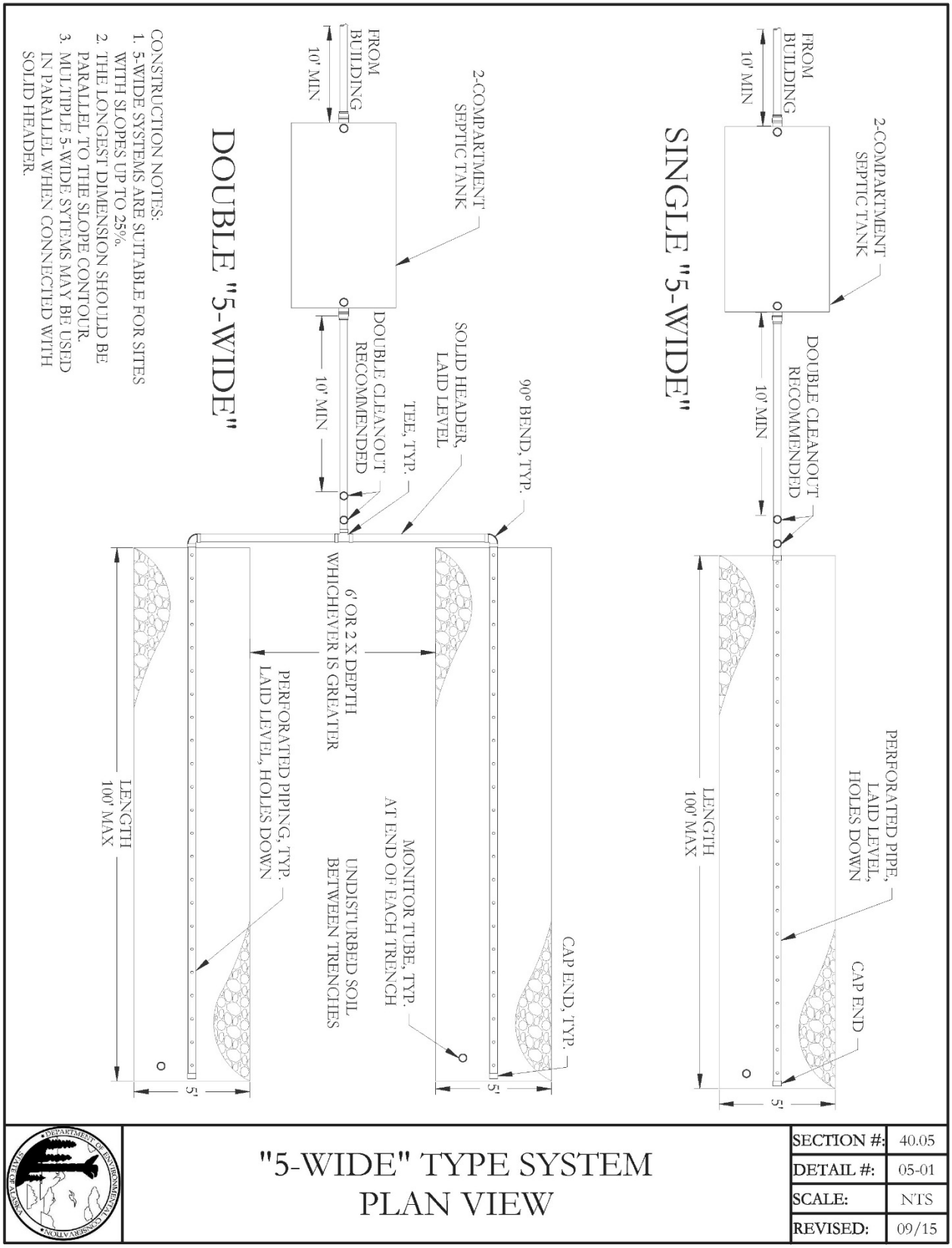

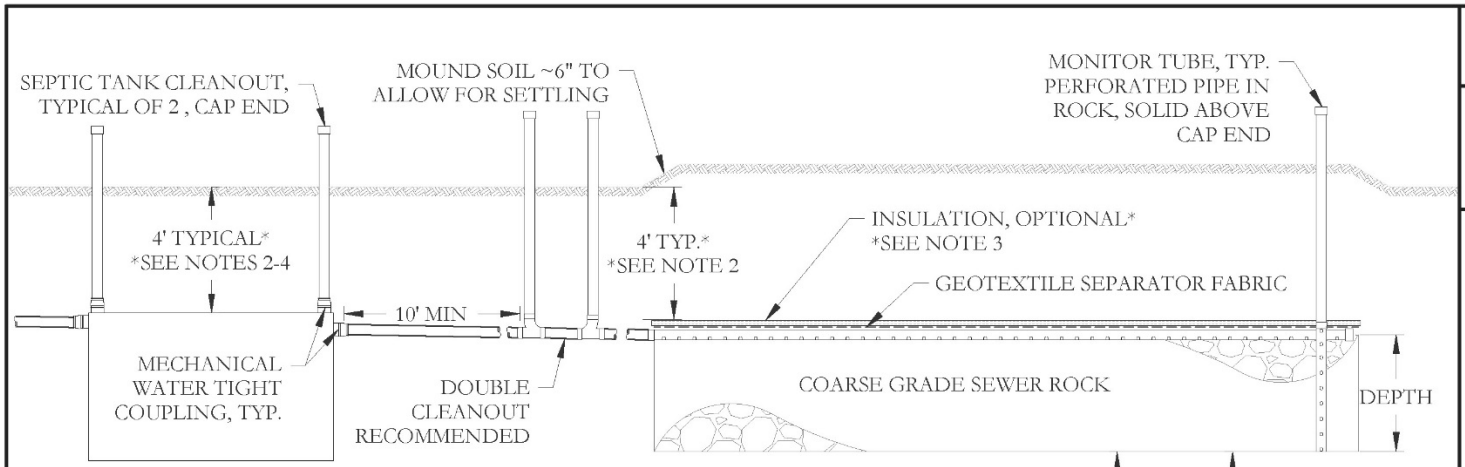

CONSTRUCTION NOTES:

1. ALL LEACH FIELD PIPING AND SOLID HEADERS SHALL BE LAID LEVEL. LEACH FIELD PIPING SHALL BE BEDDED TO THE SPRINGLINE (CENTER LINE OF PIPE) IN ROCK.
2. MINIMUM GROUND COVER REQUIREMENTS VARY BY REGION. REFER TO DIVISION 20.
3. ONE (1) INCH OF POLYSTYRENE INSULATION MAY BE SUBSTITUTED PER FOOT OF SOIL COVER UP TO TWO (2) FEET MAXIMUM. MINIMUM SOIL COVER SHALL NOT BE REDUCED TO LESS THAN TWO (2) FEET.
4. SMEARED SIDEWALLS AND BOTTOM MUST BE RAKED OR SCARAFIED PRIOR TO GRAVEL PLACEMENT.

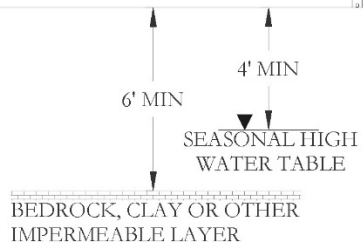

5-WIDE DRAINFIELD LENGTH REDUCTION FACTOR (RF)

DEPTH OF GRAVEL BELOW PIPE (INCHES)	LENGTH REDUCTION FACTOR
18	0.78
24	0.70
30	0.64
36	0.58
42	0.54
48	0.50

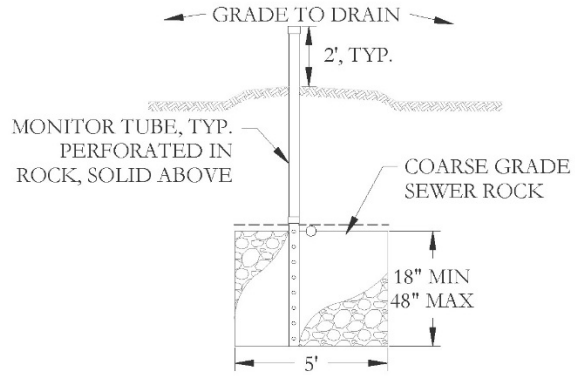

LENGTH = AREA REQUIRED/5' (WIDTH) x RF (TABLE ABOVE)

EXAMPLE: FOR 450 SQ FT ABSORPTION AREA USING 36" OF ROCK:
LENGTH = 450 FT^2 ÷ 5' x 0.58 = 53' (ALWAYS ROUND UP TO NEAREST FOOT)

SECTION #:	40.05
DETAIL #:	05-02
SCALE:	NTS
REVISED:	09/15

"5-WIDE" TYPE SYSTEM PROFILE VIEW